

# Bảng thông số sản phẩm

Thông số kỹ thuật



## miniature, Harmony Electromechanical Relays, 5A, 2CO, with LED, 24V AC

RXM2LB2B7

### Main

Range of product	Harmony Electromechanical Relays
Coil interference suppression	Without
Series name	Miniature
product or component type	Plug-in relay
Device short name	RXM
Contacts type and composition	2 C/O
[I <sub>th</sub> ] conventional enclosed thermal current	5 A at -40...55 °C

### Complementary

Contact operation	Standard
[U <sub>c</sub> ] control circuit voltage	24 V AC 50/60 Hz
Status LED	With
Control type	Without push-button
[U <sub>imp</sub> ] rated impulse withstand voltage	4 kV during 1.2/50 μs conforming to IEC 61810-7
[I <sub>e</sub> ] rated operational current	5 A (AC-1/DC-1) NO conforming to IEC 2.5 A (AC-1/DC-1) NC conforming to IEC 1 A at 28 V (DC-13) NO
Minimum switching capacity	25 mW subject to switching frequency, environment or expected reliability level etc
Average coil consumption in VA	1.2 AC
Operating time	20 ms between coil de-energisation and making of the Off-delay contact 20 ms between coil energisation and making of the On-delay contact
CAD overall width	21 mm
CAD overall height	27 mm
CAD overall depth	46 mm
Minimum switching current	5 mA subject to switching frequency, environment or expected reliability level etc
Minimum switching voltage	5 V subject to switching frequency, environment or expected reliability level etc
Rated operational voltage limits	19.2...26.4 V AC
[U <sub>i</sub> ] rated insulation voltage	250 V conforming to IEC
Maximum switching voltage	250 V AC 28 V DC
Drop-out voltage threshold	>= 0.15 U <sub>c</sub> AC
Load current	5 A at 250 V AC 5 A at 28 V DC

<b>Maximum switching capacity</b>	1250 VA AC 140 W DC
<b>Average resistance</b>	180 Ohm at 23 °C +/- 10 %
<b>Mechanical durability</b>	10000000 cycles
<b>Electrical durability</b>	100000 cycles for resistive load 50000 cycles, 1 A at 28 V, DC-13 NO
<b>Safety reliability data</b>	B10d = 100000
<b>Operating rate</b>	<= 1200 cycles/hour under load <= 18000 cycles/hour no-load
<b>Utilisation coefficient</b>	20 %
<b>Dielectric strength</b>	2000 V AC between coil and contact with basic insulation 2000 V AC between poles with basic insulation 1000 V AC between contacts with micro disconnection
<b>Protection category</b>	RT I
<b>Pollution degree</b>	3
<b>Operating position</b>	Any position
<b>Test levels</b>	Level A group mounting
<b>Sale per indivisible quantity</b>	10
<b>Contacts material</b>	Silver alloy (Ag/Ni)
<b>net weight</b>	0.033 kg

## Environment

<b>IP degree of protection</b>	IP40 conforming to IEC 60529
<b>Standards</b>	CE IEC 61810-1 (iss. 2)
<b>Ambient air temperature for storage</b>	-40...85 °C
<b>Vibration resistance</b>	3 gn, amplitude = +/- 1 mm (f = 10...50 Hz)operating conforming to IEC 60068-2-6 6 gn, amplitude = +/- 1 mm (f = 10...50 Hz)not operating conforming to IEC 60068-2-6
<b>Shock resistance</b>	30 gn for not operating conforming to IEC 60068-2-27 10 gn for in operation conforming to IEC 60068-2-27

## Packing Units

<b>Unit Type of Package 1</b>	PCE
<b>Number of Units in Package 1</b>	1
<b>Package 1 Height</b>	4.1 cm
<b>Package 1 Width</b>	2.1 cm
<b>Package 1 Length</b>	2.8 cm
<b>Package 1 Weight</b>	37.0 g
<b>Unit Type of Package 2</b>	BB1
<b>Number of Units in Package 2</b>	10
<b>Package 2 Height</b>	4.1 cm
<b>Package 2 Width</b>	2.1 cm
<b>Package 2 Length</b>	2.8 cm
<b>Package 2 Weight</b>	390.0 g

<b>Unit Type of Package 3</b>	S02
<b>Number of Units in Package 3</b>	270
<b>Package 3 Height</b>	15.0 cm
<b>Package 3 Width</b>	30.0 cm
<b>Package 3 Length</b>	40.0 cm
<b>Package 3 Weight</b>	11.0 kg

## **Contractual warranty**

<b>Warranty</b>	18 months
-----------------	-----------

## Bền vững

Nhãn **Green Premium™** là cam kết của Schneider Electric trong việc cung cấp sản phẩm với hiệu suất môi trường tốt nhất. Green Premium cam kết tuân thủ các quy định mới nhất, minh bạch về tác động môi trường, cũng như các sản phẩm tuần hoàn và CO<sub>2</sub> thấp.

**Hướng dẫn đánh giá tính bền vững của sản phẩm** là tài liệu kỹ thuật phổ thông giúp làm rõ các tiêu chuẩn nhân sinh thái toàn cầu và cách diễn giải việc khai báo môi trường.

[Tìm hiểu thêm về Green Premium >](#)

[Hướng dẫn đánh giá về sự bền vững của sản phẩm >](#)



Minh bạch [RoHS/REACH](#)

## Hiệu suất sức khỏe

Reach Free Of Svhc

Toxic Heavy Metal Free

Mercury Free

Rohs Exemption Information [Yes](#)

## Chứng nhận & Tiêu chuẩn

Reach Regulation

[REACH Declaration](#)

Eu Rohs Directive

Pro-active compliance (Product out of EU RoHS legal scope)

[EU RoHS Declaration](#)

China Rohs Regulation

[China RoHS declaration](#)

Environmental Disclosure

[Product Environmental Profile](#)

Weee

The product must be disposed on European Union markets following specific waste collection and never end up in rubbish bins

Circularity Profile

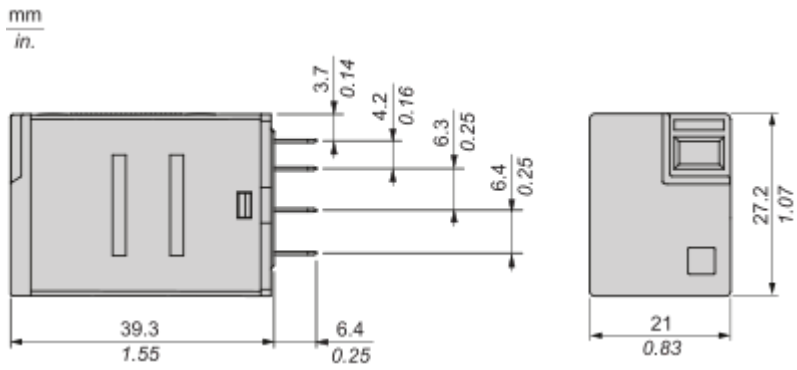
[End of Life Information](#)

# Bảng thông số sản phẩm

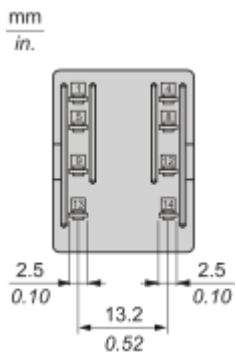
# RXM2LB2B7

## Dimensions Drawings

### Dimensions



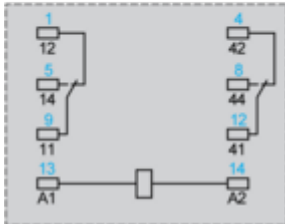
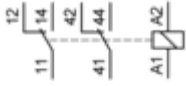
### Pin Side View



## Connections and Schema

### Wiring Diagram

---



Symbols shown in blue correspond to Nema marking.

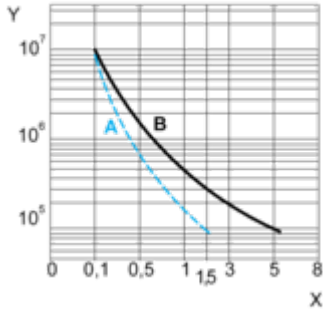
## Performance Curves

### Electrical Durability of Contacts

---

**Durability (inductive load) = durability (resistive load) x reduction coefficient.**

For 2 Poles Relay



**X** : Contact current (A)

**Y** : Durability (Number of operating cycles)

**A** : Inductive load

**B** : Resistive load

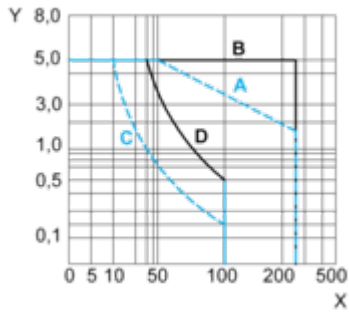
**Note** : These are typical curves, actual durability depends on load, environment, duty cycle, etc.

For inductive load, to increase relay life cycles, please add a proper load protection circuit (eg: RC protection/Varistor/free Wheeling diode -DC load only- )

## Maximum Switching Capacity

---

For 2 Poles Relay



X : Contact voltage (v)

Y : Contact current (A)

A : Inductive AC load

B : Resistive AC load

C : Inductive DC load

D : Resistive DC load

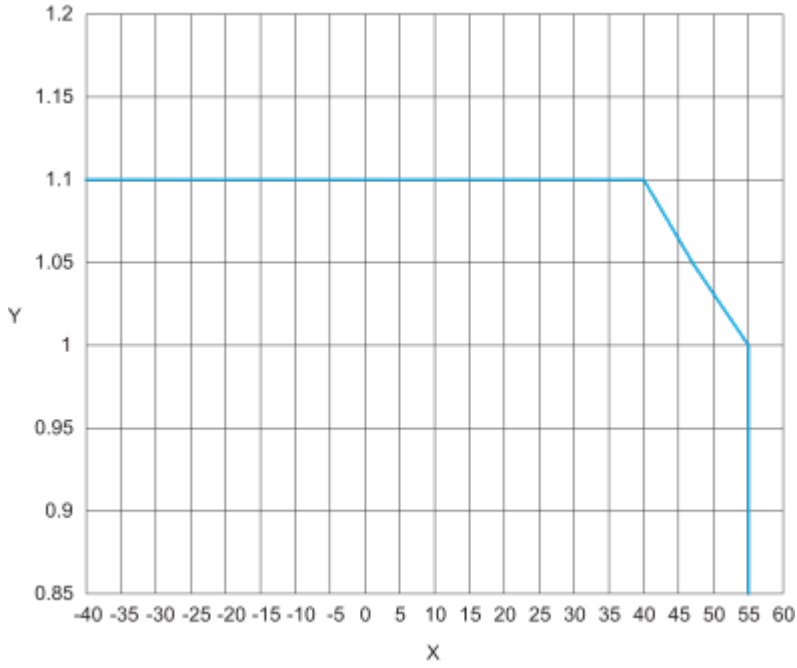
**Note** : These are typical curves, actual durability depends on load, environment, duty cycle, etc.

For inductive load, to increase relay life cycles, please add a proper load protection circuit (eg: RC protection/Varistor/free Wheeling diode -DC load only- )

For low level loads (below 10mA), we recommend to use RXM\*GB series with bifurcated contacts relays instead.



AC Coil Voltage and Operating Temperature under continuous duty



X : Operating temperature (°C)  
Y : AC coil voltage (UC)